




1



2



3



4



5



6

wake up  
get up  
brush/clean one's teeth  
comb/brush one's hair  
wash oneself  
have a shower / a bath  
get dressed/undressed  
get ready for school/work/bed  
go to school/work  
come back home  
relax / have a rest  
go out (with friends)  
watch TV / read a book  
go to bed

### Daily routine

### Technology in our lives

machine/device/gadget  
TV set / television  
radio  
remote control  
DVD player / Blu-ray  
hi-fi / CD player  
PC/computer/laptop  
mobile (phone)  
charger  
power bank  
headphones/headset  
PlayStation / game console  
the Internet / the Net

have breakfast / a snack / lunch / dinner  
wash one's hands before meals  
be on a diet  
lose / put on weight  
lay/clear the table  
prepare/cook/make a meal  
bake (a cake/potato) / roast (the chicken/vegetables)  
boil/stew/steam  
fry/deep-fry/stir-fry  
grill/smoke  
go out for a meal/book a table

### Meals

### Technology in the kitchen and bathroom

dishwasher  
fridge/refrigerator  
cooker/oven  
microwave (oven)  
sandwich maker  
toaster  
(electric) kettle  
coffee/espresso machine  
food processor  
(hand) blender  
washing machine  
dryer  
washer-dryer

healthy habits  
healthy diet  
get enough sleep  
early bird / lark / morning person  
night owl / owl / evening person  
do/take regular exercise  
work out in the gym  
avoid/reduce stress  
give up smoking  
eat enough fruit and vegetables  
not to overeat

### Healthy lifestyle

### Looking after one's home

brush/broom/dustpan  
vacuum cleaner  
cloth/dustcloth  
clean the house / tidy up  
do housework  
do the shopping/cooking/  
washing-up/dusting/washing/  
ironing  
run the home  
decorate/paint  
fix/mend/repair  
install  
change a light bulb  
DIY/do-it-yourself

shirt/T-shirt/blouse/dress  
sweater/jumper/cardigan/  
sweatshirt  
trousers/jeans/  
leggings/shorts  
(short) skirt  
suit / tie / bow tie  
coat/jacket/anorak  
cap/hat/scarf/  
gloves/mittens  
socks/tights/stockings  
underwear/pants/underpants/  
boxer shorts/bra  
pyjamas/nightdress/bathrobe  
shoes/boots/trainers/  
wellingtons/sandals/slippers

### Clothes, footwear

### Pets

have/keep a pet  
feed a pet  
walk a dog  
dog - puppy  
cat - kitten  
guinea pig / hamster / rabbit / ferret  
parrot/budgie/canary  
turtle/lizard/snake/spider  
aquarium fish  
cage  
terrarium  
freshwater/marine aquarium



## EVERYDAY LIFE

### Co mám očekávat?

Částí didaktického testu je **poslechový subtest**, který ověřuje **receptivní řečové dovednosti**. Poslechový text se vztahuje k **běžným tématům** a vychází ze situací, se kterými se můžete setkat v **každodenním životě** nebo při cestování. Témata jsou osobní, veřejná, vzdělávací a pracovní.

### Barbora mi radí ...

- Všechny obrázky souvisejí s obsahem nahrávky, ale **jen jeden** vyjadřuje **správnou odpověď**.
- Při poslechu si **označ** ten **obrázek**, který je podle tebe **odpovědí** na otázku.
- Odpovědi pak musíš zapsat **do záznamového archu** – vyzvou tě k tomu v nahrávce.




Uslyšíte **čtyři** krátké nahrávky. Nejprve uslyšíte otázku a poté vyslechnete nahrávku. Na základě vyslechnutých nahrávek **vyberte** k úlohám **1–4** vždy jeden správný obrázek **A–D**.

### 1 What was Billy's school day like?



A



B



C



D




### 2 Who is Samantha?



A



B



C




D



3 What are Mr and Mrs Smith going to do in the evening?



A



B



C




D



4 What's Paul's worst habit while he's driving?



A



B



C



D



## ČTENÍ A JAZYKOVÁ KOMPETENCE

10 bodů 2 body

## Co mám očekávat?

Tato část čtení obsahuje vždy **pět krátkých textů**. Ke každému z textů **přičtíš jednu nabídku z výběru sedmi**, případně **šesti textů**. **Dvě nabídky**, případně jedna, jsou navíc a nepoužiješ je.

## Barbora mi radí ...

- Nejprve si pečlivě přečti **všech pět úvodních textů**, abys věděl/a, v čem se liší požadavky jednotlivých osob. Tyto informace si **podtrhni**, protože jsou klíčové pro správné vyřešení úloh.
- Poté si pozorně přečti **sedm**, případně **šest nabídek**. **Přičtíš** nabídky osobám.
- Ověř si, jestli se věc či služba, kterou jednotlivým osobám přiřazuješ, **ve všech ohledech shoduje** s charakteristikou osoby.



Přečtete si informace o **pěti** studentech, kteří jsou na půlročním výměnném pobytu ve Španělsku, a nabídku zájmových kurzů. Na základě informací v textech **přičtíte** k úlohám **45–49** vždy jednu nabídku **A–G**.

**Dvě** nabídky jsou navíc a nebudou použity.

## 45 Trish \_\_\_\_\_

Trish is a Welsh student who comes from a farming family, and she loves animals. She is taking part in the study programme in Spain for the second time. She can speak Spanish really well, which is why she took the Iberian history course last year. This year she would prefer something more active, as she loves nature and outdoor exercise very much. She's got classes on Mondays, Wednesdays and Fridays until 3 or 4 p.m., on Tuesdays and Thursdays she only goes to evening classes.

## 46 Claire \_\_\_\_\_

Claire, a cultural studies student, is from France, and this is her first stay here in Spain. She's free on Mondays and Thursdays till noon. She only understands what the other students say if they speak slowly. Her spoken Spanish is less than elementary, and her English is zero. That is why she is looking for a foreign language course led by a qualified professional and finished with final certification, as she needs the certificate for her school in France.

## 47 Boris \_\_\_\_\_

Boris was born in Moscow and he's studying science to become a nutritional specialist. His Spanish is not very good, but he's keen on studying foreign languages and his English is excellent. He's a very good dancer, but he can't swim. He loves tasting traditional food from all over the world and is able to draw anything he can see. He wants to use his two free evenings – Tuesdays and Fridays – to do some of his hobbies and improve his Spanish.

## 48 Daniel \_\_\_\_\_

Daniel, called Dani by his schoolmates, is a Czech student of ethnography from northeast Moravia, with a good knowledge of Spanish. He is a dancer in a traditional dance group in his country and has taken part in a lot of international festivals, not only in Europe. He's got classes every morning, and on Tuesdays, Wednesdays and Thursdays he stays in the college until 6 or 7 p.m. He is looking for a course in which he would learn something new about traditions in Spanish-speaking countries.

## 49 Liu \_\_\_\_\_

Liu is an ambitious student from Vietnam and he is good at everything and also likes everything. He loves reading books and knows many famous European writers, has a talent for drawing and likes listening to all kinds of music. However, his biggest passion is travelling and getting to know all about the people and culture of foreign countries. He attends many extra lessons which are not a part of his curriculum, so he's at school every day, from the morning till the evening, except Wednesday morning when he's free. He would like to find an activity to fill that particular part of his school week.

## ČTENÍ A JAZYKOVÁ KOMPETENCE

10 bodů 2 body

A

**Spanish and English courses.** The course is for those students who want to study Spanish and/or English and can't speak the language at all. In forty 50-minute lessons which are held twice a week, on Mondays and Thursdays, at 11 a.m., you will learn basic Spanish and/or English vocabulary, grammar and phrases, which will make it possible for you to enjoy the local culture much better. The course will be taught by one of our graduates in Spanish (or English). You will take a final test and get a certificate at the end.

B

**Flamenco course.** The course is designed for both women and men who love movement and who want to express their feelings by dancing. These courses are held every Friday evening from 6 p.m. to 9 p.m. and are suitable for all intermediate-level Spanish-speaking foreigners who want to have fun, improve their Spanish and learn the basic steps of this traditional dance full of rhythm and strong emotions. All the male and female teachers are professional Andalusian dancers for whom flamenco is not only a dance, but also a way of life.

C

**Painting and drawing course.** This 30-lesson course is held every Wednesday morning and you need to speak Spanish very well. Our Spanish art teachers are graduates from the Academy of Arts. The lessons, which are from 9:00 to 11:00 a.m., normally take place outdoors, in the beautiful scenery of the greenest part of Spain, in Galicia, and include two weekend excursions to Santiago de Compostela Cathedral and the Cave of Altamira. You will learn many techniques of painting and drawing. There is no certification at the end of the course, but your own drawings will be the greatest reward for you.

D

**Cooking course.** Taste Spanish culture! In our small college kitchen, our experienced chefs will teach you how to prepare some of Spanish specialities, such as tapas, various fish dishes and the famous paella, as well as meat or vegetable dishes and even some desserts. The course is held every Tuesday and Friday evening, and it's not necessary to speak excellent Spanish, because you can see all the ingredients with your own eyes and learn their names in practice.

E

**Diving course.** Are you an English-speaking student in Spain? Do you love water? Would you like to observe life under the surface of the Atlantic Ocean? We can offer you diving courses for beginners and experienced divers. The courses are led by our sports teachers, all natives from the UK. The lessons are held on the shore of the Atlantic Ocean, and there is no certification at the end. When? Once a week, on Mondays 10:15–11:45 or Fridays 10:30–12:00 (10 ninety-minute lessons).

F

**Horse riding course.** Horse riding courses are offered on Tuesdays or Fridays, in the mornings or in the afternoons, the choice is yours. They consist of 20 lessons. Our qualified trainers will teach you basic riding skills and you will also learn how to take care of horses. The lessons take place outdoors in the beautiful countryside, close to the beach. An intermediate level of Spanish is necessary, at least, because everything will be explained in Spanish.

G

**Literature course.** Literature courses are offered on Monday afternoons. The elementary level consists of ten 90-minute lessons, and you can continue with more advanced courses. A very good knowledge of Spanish language is necessary! The course introduces Spanish literature and the history of art, and it also includes text analysis with topics such as *Tragic love affairs in literature, art and music*. The courses are led by a teacher who graduated from university in Cervantes' home town of Alcalá de Henares. At the end of the course, you write an essay and receive a certificate.

## PÍSEMNÁ PRÁCE

max. 24 bodů

## DELŠÍ TEXT (120–150 slov): Neformální dopis/e-mail (Informal letter/e-mail)


## Jak mám psát?

V neformálním delším e-mailu/dopisu použijte **neformální jazykové výrazy** a **osobní formu** oslovení a ukončení. Součástí neformálního e-mailu/dopisu může být i popis či vypravování.

Neformální dopis a neformální delší e-mail **obsahuje**: oslovení, rozloučení, podpis; členění na úvod, hlavní část, závěr; grafické vyznačení odstavců.

## Richard mi radí ...

- Všude, kde je to možné, užíj **stažené tvary!**
- Informace a myšlenky **vhodně a logicky uspořádej.**
- Uveď **jasné, dostatečně podrobné** informace odpovídající zadání.



Od zahraničního přítele jste dostal/a následující e-mail:

So, I really can't wait till I come in your country – finally! One week is quite a short time, and I'd like to know what we can see and where we can go. Can you tell me something about your eating habits? What could I bring as a gift for your parents?

Napište **odpověď** v rozsahu **120–150 slov**, ve které:

- **navrhnete** možný program po dobu jeho návštěvy;
- **popíšete** stravovací návyky ve své zemi a **zmíníte** některá typická jídla;
- **nabídnete** tip na dárek pro rodiče.

Neformální oslovení (*Hi, Mum; Hello, Bro; Dear Fred; My Love*) je umístěno vlevo.

Úvod dopisu – začni s velkým počátečním písmenem. Uveď, proč dopis píšeš.

Hlavní část obsahuje jádro sdělení – jeden či více odstavců – drž se zadání.

Závěr obvykle obsahuje poděkování, prosbu či pozvání.

Hi Pete,

Thanks for your letter. I'm looking forward to you coming, too. I've got some plans about where to go.

Would you like to go sightseeing in Prague? But we can't spend more than 2 days there, because my parents are expecting us. Then I'm going to take you hiking in our fabulous mountains. We are going to visit the local candle factory and the traditional glassworks nearby where you can buy some souvenirs for your parents.

My mum is an excellent cook, so you can try some Czech specialities, e.g. our special potato pancakes, made with garlic. Our breakfasts and lunches are different from yours – lunch is more like your dinner, we always have some soup and meat as the main dish, you'll see! And we eat lunch at noon!

Don't worry about gifts; however, my mum is a bookworm, so a book with pictures from where you live would be a great present!

Write soon if there's anything else you'd like to visit.

Take care,  
Mike

Neformální rozloučení musí odpovídat oslovení (*Best wishes, Love, Take care, All the best, Regards*). Podpis je na samostatném řádku.

## A nyní to zkuste sami!

Vaše kamarádka z Anglie vám poslala následující e-mail:

So I'm really looking forward to coming to your interesting country – finally! However, I'm a bit afraid of your lifestyle being sort of different from mine. Would you describe your usual day to me? What time do you get up, when is lunchtime, when do you usually go to bed?

Napište **odpověď** v rozsahu **120–150 slov**, ve které:

- **uvedete**, v čem si myslíte, že je životní styl ve vaší zemi odlišný od žití v Anglii;
- **popíšete** svůj typický den;
- **povzbudíte** kamarádku, aby neměla z návštěvy obavy.

## KRÁTKÝ TEXT (60–70 slov):

### Formální e-mail – účast v anketě (Formal e-mail – taking part in a survey)

#### Jak mám psát?

Ve formálním krátkém e-mailu použijte **formální jazykové výrazy** a **oficiální formu** oslovení a ukončení e-mailu.

Krátký formální e-mail **obsahuje**: oslovení, rozloučení, podpis.

#### Richard mi radí ...

- **Nepoužívej stažené tvary!**
- Ve formálním e-mailu používejte **delší věty**.
- Když se účastníš **ankety**, musíš **odpovědět na všechny otázky**, které byly položeny.



Vaše kamarádka sdílela na Facebooku odkaz na **anketu**, pořádanou agenturou *MyMap*, podle níž se dozvíte, jaký typ osoby jste, jestli sova, nebo ranní ptáče. Jako odměnu za poskytnuté informace dostanete týdenní horoskop zdarma. Rozhodl/a jste se ankety zúčastnit.

Napište do agentury **e-mail** v rozsahu **60–70 slov**, ve kterém zodpovíte všechny otázky z ankety.

#### Sleep Quiz: ARE YOU A LARK OR AN OWL?

*Are teenagers morning or evening people? Help us in our statistics!*

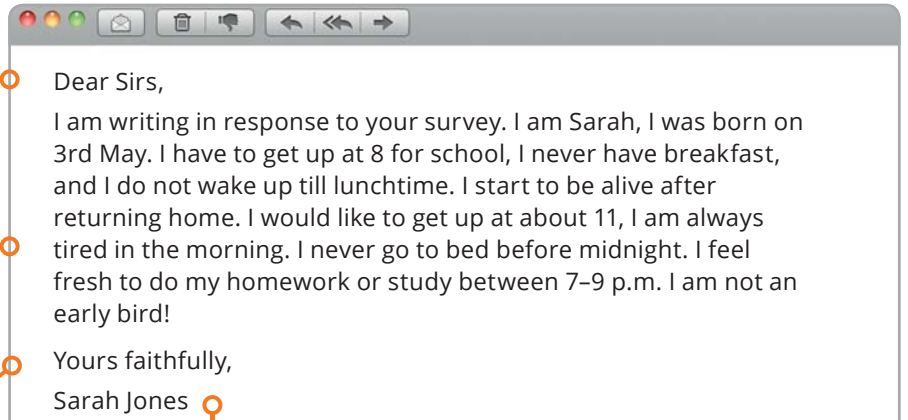
- » What is your name and when were you born (day/month)?
- » What is your usual day like?
- » What time would you get up if you were free to plan your day?
- » How tired do you feel during the first hour after you wake up?
- » What time in the evening do you feel so tired that you have to go to bed?
- » What time of day do you feel the best?
- » Do you consider yourself a morning or an evening person?



Formální oslovení (*Dear Sir/Sirs, Dear Madam, Dear Sir or Madam* – pokud neznáš adresáta jménem; *Dear Mr Smith, Dear Mrs/Ms/Miss Jenkins* – pokud jméno znáš) je umístěno vlevo.

Hlavní část e-mailu obsahující jádro sdělení – zde odpovědi na otázky v anketě. V krátkém e-mailu nedělíme na odstavce.

Formální rozloučení musí odpovídat oslovení (*Yours faithfully* – jestliže jméno příjemce neznáš; *Yours sincerely* – pokud jsi v oslovení jméno adresáta použil/a).



Podpis je na samostatném řádku.

### A nyní to zkuste sami!

Na internetovém fóru jste našli následující **anketu** pro *European Youth Agency*. Chcete se jí zúčastnit.

Napište do agentury **e-mail** v rozsahu **60–70 slov**, ve kterém zodpovíte všechny otázky z ankety.

#### Použij fráze jako:

|  |   |
|--|---|
| I am writing to draw your attention to...            | <i>Piši, abych upozornil(a) na...</i>       |
| I am writing in regards of...                        | <i>Piši kvůli...</i>                        |
| I am pleased to inform you that...                   | <i>S potěšením Vás informuji, že...</i>     |
| I will be happy to hear from you in the near future. | <i>Budu rád(a), když se mi brzy ozvete.</i> |
| See the attached file.                               | <i>Viz soubor v příloze.</i>                |

## Daily Life in Europe

### SURVEY

#### Are people the same all over Europe? Or totally different?

Help us find out! Send us an e-mail and tell us:

- » who you are and where you're from;
- » when you eat, sleep, study and have fun;
- » what else you usually do on weekdays.

